

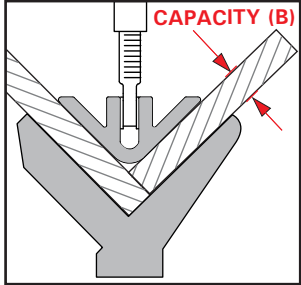
NEW PRODUCT ANNOUNCEMENT

The JointMaster™ Series

Hold. Join. Done.

PL Series

Right Angle JointMaster™ is a fast, precise and affordable single-hand corner joining tool.



Max. Capacity (B):

PL622 3/4"

PL634 1-1/4"




"L" Handle quickly adjusts and tightens pivoting head to clamp workpieces.

Pivoting head can be adjusted for varying thicknesses.

FEATURES

➤ Ideal for quick hold and release on wood, metal and synthetic materials.

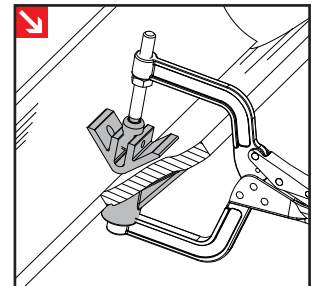
➤ A "helping hand" to hold stock firmly at right angles while creating or repairing permanent joints.



T-Joint at oblique angle

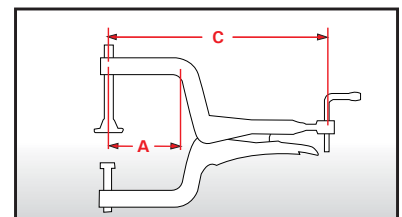


Corner joints



Universal Clamping Head
Side board clamping
(Model PL634 Only)


Part No.	Throat Depth (A)	Max. Capacity (B)	OAL (C)	Weight	Supplied with 1 Pliers
PL622	2" 51 mm	3/4" 19 mm	7" 178 mm	1.0 lbs 0.46 Kg	PG622 2" Throat / 2" Opening 51 mm Throat / 51 mm Opening
PL634	3" 76 mm	1-1/4" 32 mm	8" 203 mm	1.1 lbs 0.50 Kg	PG634 3" Throat / 4" Opening 76 mm Throat / 102 mm Opening



Max. Clamping Pressure: 160 lbs. (75 Kg)

NEW PRODUCT ANNOUNCEMENT

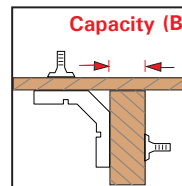
PT Series



PT Series


The 90° Fixed JointMaster™ features a retractable plate for edge alignment, V-Grooves for securely holding round pieces. Ideal for holding two pieces of different thicknesses and where individual adjustments are required.

Max. Capacity (B):
PT622: 1-1/4"
PT634: 3"

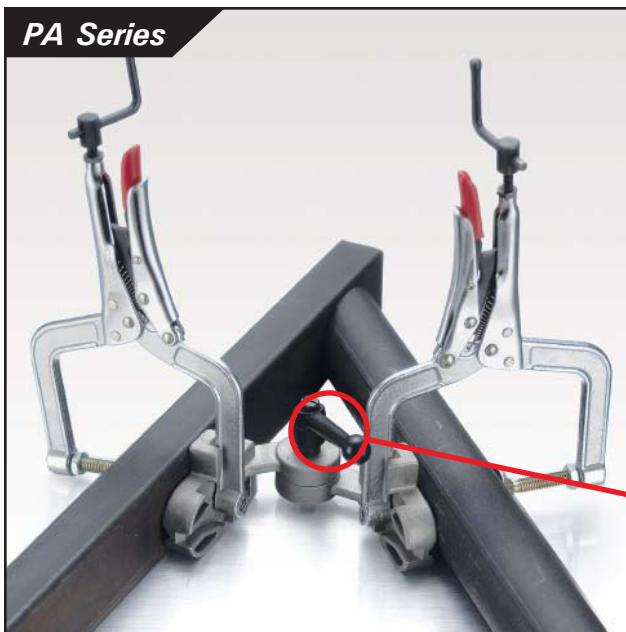


The retractable metal clamping edge plate makes edge alignment a snap.

Fixed Right Angle Joints



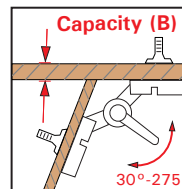
PA Series



PA Series

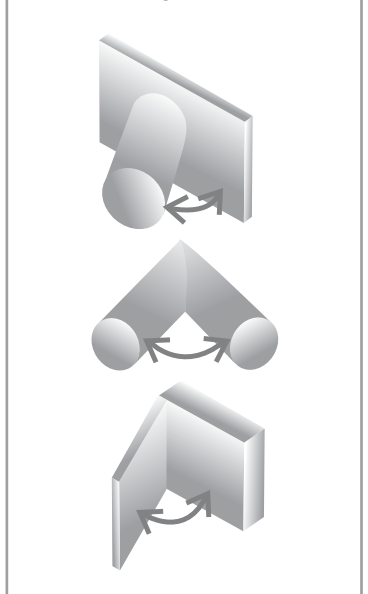
Position the Adjustable JointMaster™ fixture from 30°-275°. Simply adjust to the desired angle, and "lock" into position using the handle. Join round, or flat workpieces, or materials with different thicknesses.

Max. Capacity (B):
PA622: 1-1/4"
PA634: 3"



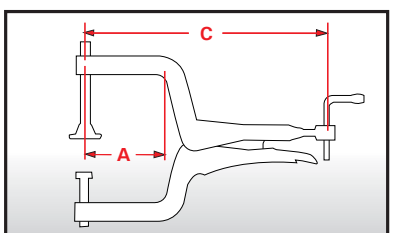
This zinc alloy Adjustable Handle can be tightened and reset to any desired angle.

Adjustable Angle Joints



Note: No angle marking on the bracket.

Part No.	Throat Depth (A)	Max. Capacity (B)	OAL (C)	WEIGHT	Supplied with 2 Pliers
PT622	2" 51 mm	1-1/4" 32 mm	7" 178 mm	1.6 lbs 0.7 Kg	PG622 2" Throat / 2" Opening 51 mm Throat / 51 mm Opening
PT634	3" 76 mm	3" 76 mm	8" 203 mm	2.5 lbs 1.1 Kg	PG634 3" Throat / 4" Opening 76 mm Throat / 102 mm Opening
PA622	2" 51 mm	1-1/4" 32 mm	7" 178 mm	2.0 lbs 0.9 Kg	PG622 2" Throat / 2" Opening 51 mm Throat / 51 mm Opening
PA634	3" 76 mm	3" 76 mm	8" 203 mm	2.4 lbs 1.09 Kg	PG634 3" Throat / 4" Opening 76 mm Throat / 102 mm Opening



Max. Clamping Pressure: 160 lbs. (75 Kg)